


Telecom and Data Surge Protector

SRD2-xxx

Class I • Class II • Class III • Type 1 • Type 2 • Type 3



IEC/EN Category: Class I+II+III / Type 1+2+3
 Mode of Protection: Longitudinal, Transverse
 Voltages: 5, 12, 24 V DC
 High Frequency Range: 0 - 100 Mhz
 Surge Discharge Ratings: I_n : 5kA, I_{max} : 10kA, I_{imp} : 1kA
 Series Load Current: 0.58 A
 Enclosure: DIN 43880 2/3 TE,
 DIN Rail Mount
 Terminals: Stranded to 2.5 mm²
 Compliance: IEC/EN 61643-21

A Modular & Compact SPD for a single pair line is specifically designed to protect a single pair of electrical conductors, typically used in communication or data transmission systems.

Space-saving, modular lightning current arrester with a width of 7 mm and push-in connection technology with status indication for protecting two single lines for lightning equipotential bonding as well as indirect earthing of shielded cables.

With the capacity to effortlessly integrate into confined spaces, these

devices are optimal for single-pair line installations and can be seamlessly incorporated into pre-existing systems due to their compact size. The SPD safeguards the connected devices from surge-induced damage, particularly for those within telephone lines, Ethernet cables, or other data transmission lines.

The plug-in module/base design facilitates replacement of a failed module without the need to remove system wiring. If the module is unplugged out of the base, the connection lines remain enabled.

Technical Data

SRD2-XXX		5	12	24
Electrical				
Lines Protected			1 (2 Conductors)	
Nominal Operating Voltage (DC)	U_n	5 V	12 V	24 V
Maximum Continuous Operating Voltage (DC)	U_c	10 V	15 V	28 V
Rated Load Current at 25 °C	I_L		0.58 A	
C2 Nominal Discharge Current (8/20 μ s)	I_n		5 kA	
Maximum Discharge Current (8/20 μ s)	I_{max}		10 kA	
D1 Impulse Current (10/350 μ s)	I_{imp}		1 kA	
Residual Voltage at 5 kA (8/20 μ s)	U_{res}	50 V	50 V	65 V
Rated Spark Overvoltage	(Line-Ground)	7 - 10 V	16 - 21 kA	31 - 37 V
	(Line-Line)	7 - 10 V	16 - 21 V	31 - 37 V
Response Time Overvoltage Protection	t_A		< 1 ns	
Thermal Protection			Yes	
Insulation Resistance of the Protection	Riso	> 10 M Ω	> 100 M Ω	> 100 M Ω
Serial Resistance per Path	R		2.35 Ω \pm 5 %	
Transverse Capacitance	C		< 40 pF	
Cut-off Frequency	fG		100.00 Mhz	
Mechanical				
Temperature Range		-40 °F to + 158 °F [-40 °C to + 70 °C]		
Terminal Cross Section Multi-strand (max.)		12 AWG [2.5 mm ² Q Version]		
Terminal Screw Torque		4.5 lbf-in [0.5 Nm]		
Degree of Protection IEC/EN 60529		IP 20 (built-in)		
Housing Material		Thermoplastic: Grey; Extinguishing Degree V-0		
Mounting IEC/EN 60715		35 mm DIN Rail		
Order Information				
Ordering Code		5	12	24
SRD2-xxx		0100051	0100121	0100241

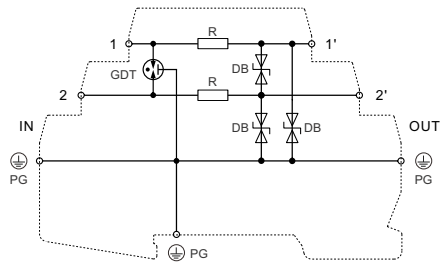


SRD2-xxx

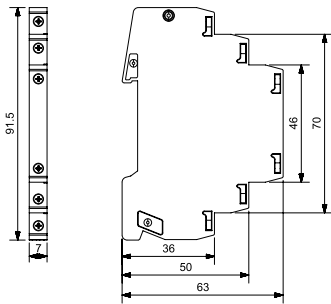
Internal Configuration

Legend

- DB Diode Block
- GDT Gas Discharge Tube
- PG Protective Grounding
- R Resistor



Dimensions & Packaging



[mm]

Complete Unit			
SRD2-xxx	6	12	24
DIN 43880 Dimension	1 CTN		
Packaging Dimensions (H x W x L)	[260 x 220 x 330 mm]		
Standard Order Quantity	144 Units		

